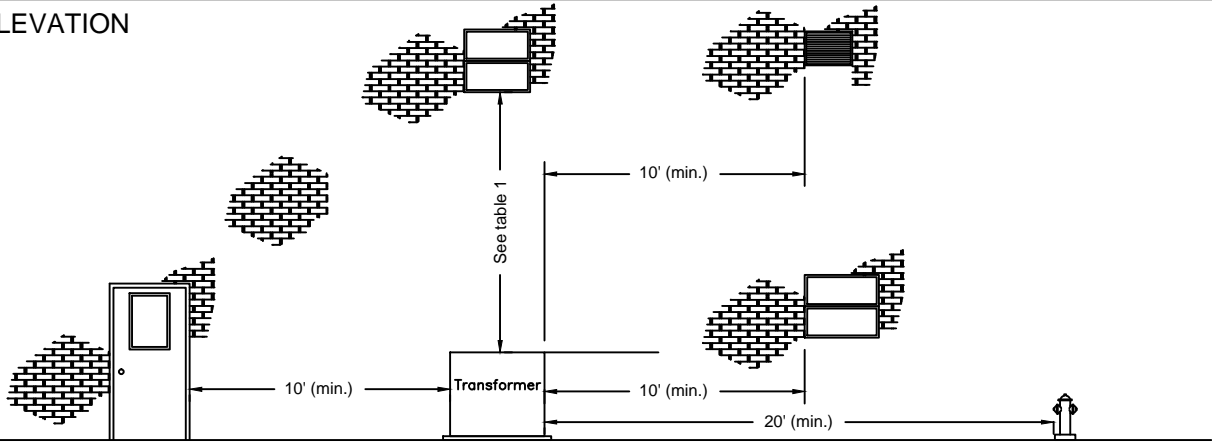
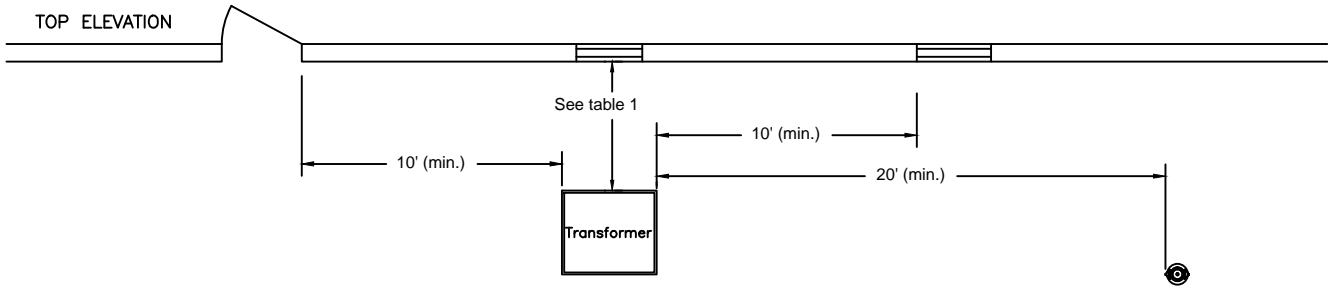


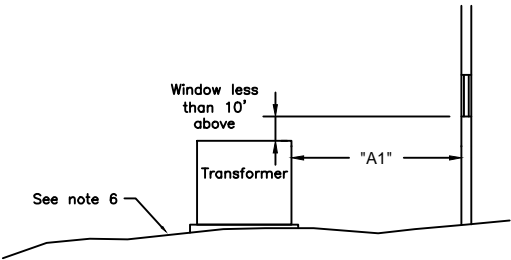
FRONT ELEVATION



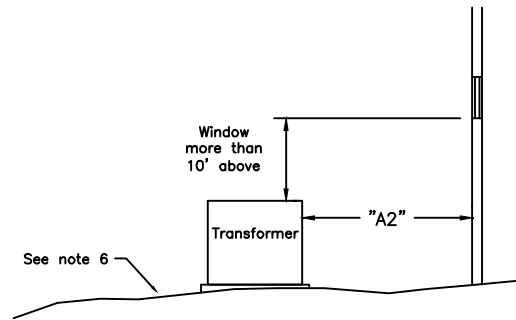
TOP ELEVATION



SIDE ELEVATION
OPTION "A1" in Table 1



SIDE ELEVATION
OPTION "A2" in Table 1



NOTES:

1. The transformer shall be installed so that the front of the unit does not face the building.
2. Adequate passageways to accommodate line trucks or other necessary lifting and hauling equipment shall be provided to allow for maintenance, operation or replacement.
3. No portion of the the building shall extend over the transformer.
4. Recommend 20' minimum dimension to the fire hydrant also applies to fire escapes and fuel storage tanks.
5. The 10' minimum dimension to the doorway also applies to open stairways and garage doors.
6. Drainage of the area surrounding the transformer shall be away from the building.
7. There shall be no above ground obstructions such as cooling towers, shrubs, plants, or fences, within 12' of the front of the transformer pad or within 3' of the sides or back of the transformer pad.
8. It shall be the customer's responsibility to comply with any insurance regulations, building codes, and local ordinances affecting the installation.

TABLE 1

STRUCTURES	"A1"	"A2"
STEEL OR MASONRY	10'	3'
WOOD	10'	10'

ENTERGY SERVICES, INC.

LOCATION OF TRANSFORMERS
AND OTHER OIL FILLED
EQUIPMENT

APPROVED BY: JRH	DATE: 11/29/2012
CHECKED BY: JED	SCALE: NONE
DRAWN BY: krich95	

No. D10-1

NO.	DATE:	REVISION	BY:	APPR:
4	06/15/17	Updated notes as needed.	ERG	
3	5/23/06	ADDED NOTE 9	DAT	
2	8/17/99	REFERENCE DRAWING TO DAS01281	DAT	
1	11/29/12	REFERENCE DRAWING UG1004011	JED	



Entergy

PLOT 1=1

SH. 1 OF 1